

KINGLO SAND



Information about the product

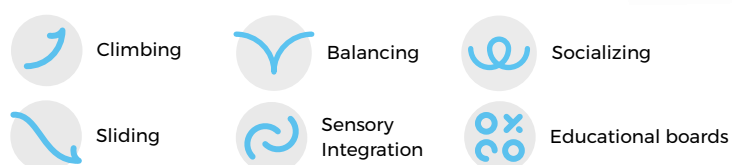
Dimensions	319 x 801 cm
Safety zone	654 x 1117 cm
Safety zone area	55,2 m²
Overall height	802 cm
Free fall height	240 cm
Amount of users	25
Tallest element	475 cm
Heaviest element	30 kg
Product complies with EN 1176-1:2017-12	Yes
Availability of spare parts	Yes
Age range	3-12

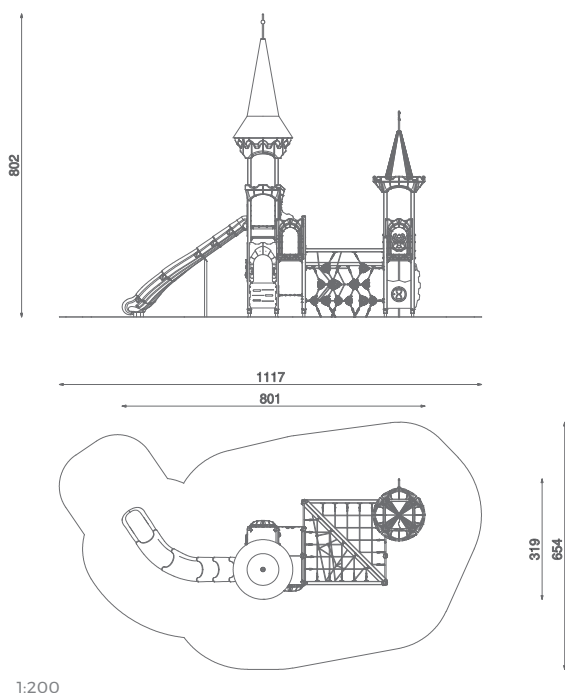
According to EN 1176-1:2017-12 norm, the product requires applying a safety surface according to the product's free fall height.

KINGLO ICE



Functions






Materials



Wood from coniferous trees (Scandinavian spruce), with a cross-section of 90x90 mm, heartwood-free, layered with polyurethane adhesives completely resistant to moisture. The wood undergoes a three-stage impregnation process.



Elements made of stainless steel AISI304 totally resistant to various weather conditions.



Elements made of black steel painted S235JR, protected against corrosion by powder galvanising and powder coating using polyester paints that are UV resistant.



Anthracite non-slip HPL 18 mm panel with hexagonal structure characterized by maximum resistance to environmental factors and highest durability against abrasion.



Wall panels made of coloured, highest quality HPL 13 mm (black HPL 8mm), completely resistant to moisture and UV.



Wall panels made of high quality, coloured triple-layer HDPE 15 mm, resistant to moisture and UV.



Elements made of LDPE material using rotomoulding technique.



16 mm diameter polypropylene ropes pp-multislip, with a steel core.



LDPE rotomoulding window shutters with directly printed polycarbonate sheets inside.