


6406



SOCIALIZING



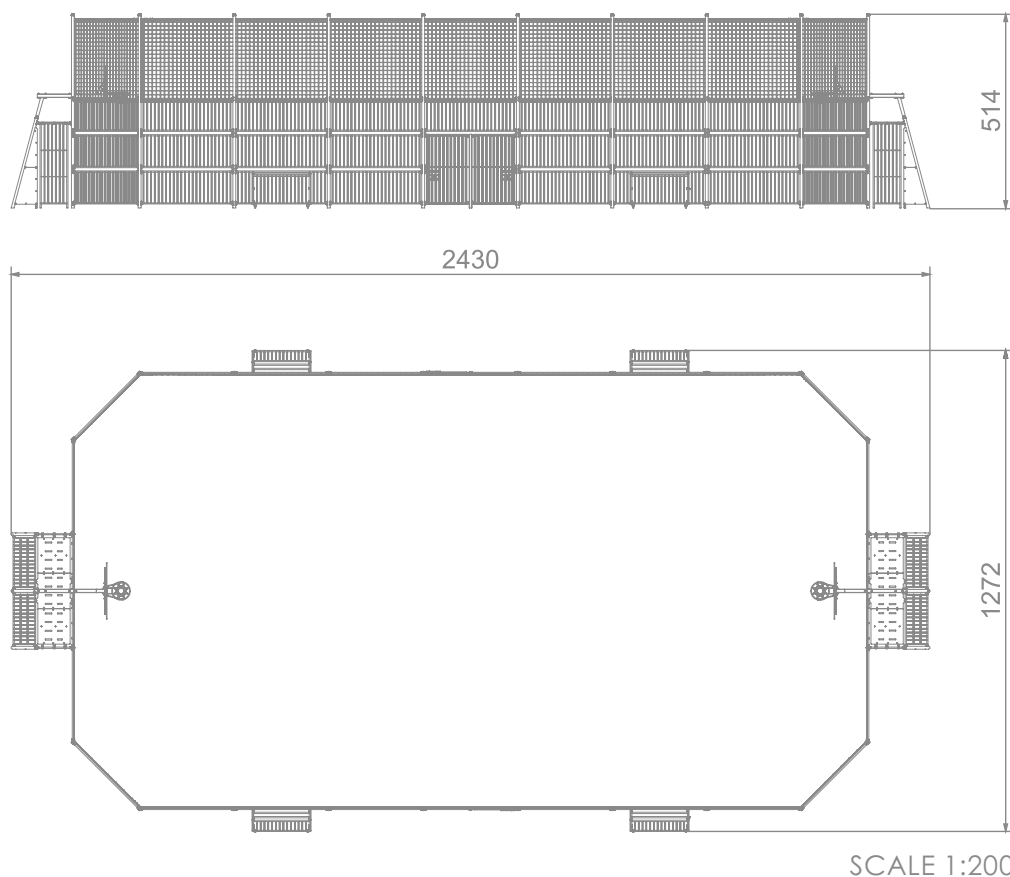
INFORMATION ABOUT THE PRODUCT

Dimensions	2430 x 1272 cm
Overall height	514 cm
Product complies with EN 15312	YES
Availability of spare parts	YES
The biggest element	580 cm
The heaviest element	65 kg




6406

INFORMATION FOR ARCHITECTS



MATERIALS:


PATENTED SYSTEM OF CONNECTORS AND CLAMPS MADE OF STRONG ALUMINUM ALLOY




BOARD MADE OF 15 MM THICK HDPE. BASKET RIM MADE OF STAINLESS STEEL



VANDAL-PROOF SCREW PLUGS MADE OF INJECTION MOLDED POLYAMIDE




CONNECTING ELEMENTS LIKE SCREWS, NUTS, WASHERS MADE OF STAINLESS STEEL



PLATES OF THE WALLS MADE OF COLOURFUL TRIPLE LAYERED 15 MM HDPE POLYETHYLENE



GOALS AND POSTS AND PANELS MADE OF BLACK STEEL S235JR, CLEANED IN THE SANDBLASTING PROCESS



HIGH-QUALITY POLYPROPYLENE PP NET, WITH 4,5X4,5 CM LOOPS AND THICKNESS 3 MM

