


6404



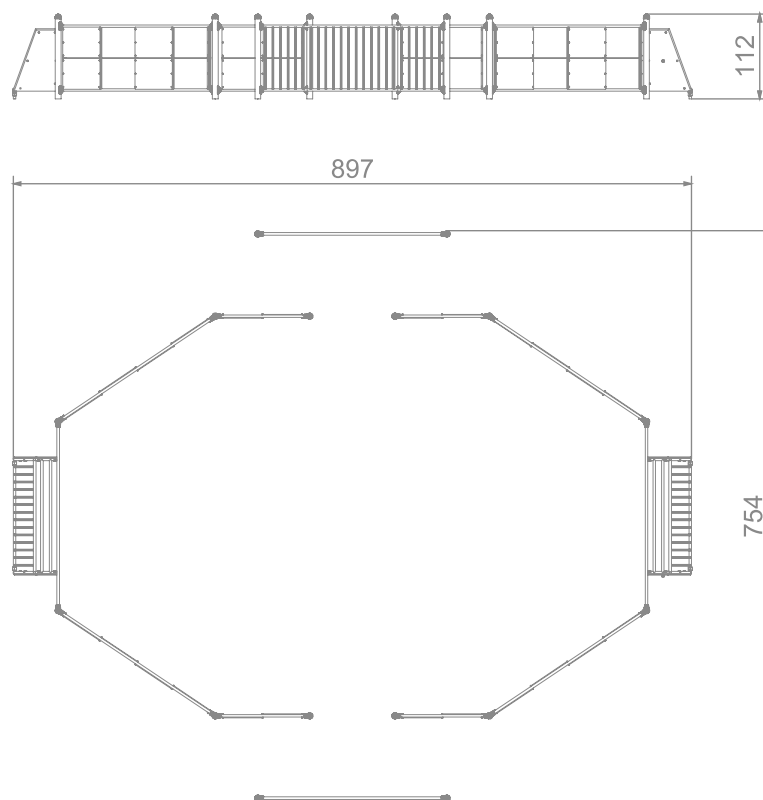
INFORMATION ABOUT THE PRODUCT

Dimensions	897 x 754 cm
Overall height	112 cm
Product complies with EN 15312	YES
Availability of spare parts	YES
The biggest element	240 cm
The heaviest element	65 kg




6404

INFORMATION FOR ARCHITECTS



MATERIALS:


PATENTED SYSTEM OF CONNECTORS AND CLAMPS MADE OF STRONG ALUMINUM ALLOY



VANDAL-PROOF SCREW PLUGS MADE OF INJECTION MOLDED POLYAMIDE



CONNECTING ELEMENTS LIKE SCREWS, NUTS, WASHERS MADE OF STAINLESS STEEL



PLATES OF THE WALLS MADE OF COLOURFUL TRIPLE LAYERED 15 MM HDPE POLYETHYLENE



GOALS AND POSTS AND PANELS MADE OF BLACK STEEL S235JR, CLEANED IN THE SANDBLASTING PROCESS

